




Pre-Employment Transition Services (Pre-ETS) Interview

Toni DePeel
Pre Employment Transition Coordinator



Pre-ETS

- Click [here](#) for website
- What are Pre-ETS?
 - Pre Employment Transition Service and Activities
- Why is this service important?
 - Helps students prepare to go to work
- Who pays for it?
 - State of Oregon Vocational Rehabilitation- FREE to you!
- How do I get this service?
 - Ask your teacher!





Eligibility

- **Oregon Student**
- **Documented Disability (IEP, 504, medical statement)**
- **Aged 14-21**
- **Interested in learning more about employment**

PRE-ETS REFERRAL FORM

- Name
- Secure Student ID number (or State Student ID number)
- School
- Date of birth

[Form \(English\)](#)

[Form \(Spanish\)](#)



Pre-Employment Transition Services Consent and Information Release

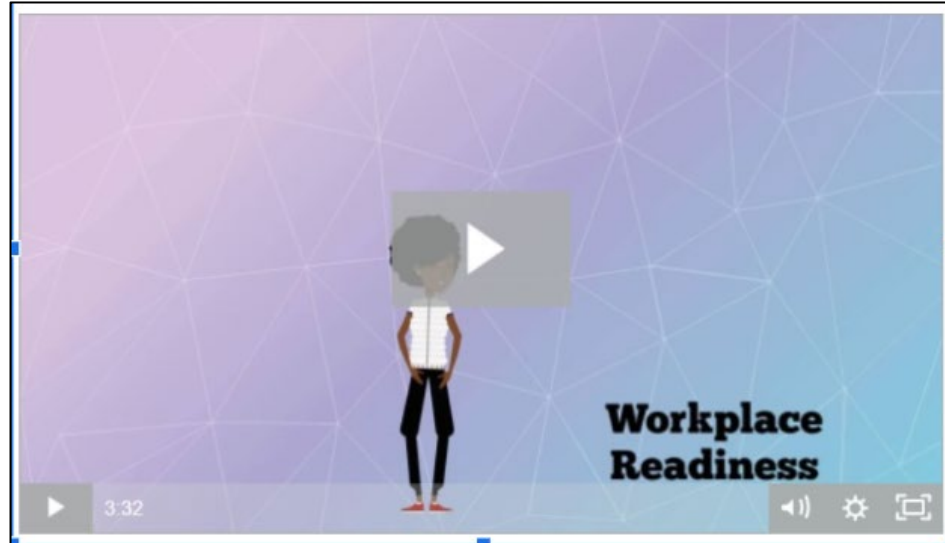
Parent or Guardian: Your signature on this form gives consent for Vocational Rehabilitation (VR) staff to receive education records and information about your student named below. VR will make a request to the school listed below. Staff can then find out if your student is eligible to get pre-employment transition services from VR. VR is a joint state and federally funded program of the Department of Human Services. VR works in cooperation with Oregon high schools. Your student can receive services from Oregon VR staff at no cost. We look forward to working with your student.

Student name		SSID (Secure Student ID #)	Grade
Expected graduation date	School	School contact name	
Gender <input type="checkbox"/> Male <input type="checkbox"/> Female <input type="checkbox"/> Choose not to identify	Date of birth		
Student address		Please completely fill out the section below. Check the box indicating the best way to get a hold of the student.	
City	State	ZIP	<input type="checkbox"/> Email
Describe your disability or work limitations	Are you (pick one or more):		<input type="checkbox"/> Home phone <input type="checkbox"/> Work phone
	<input type="checkbox"/> White		<input type="checkbox"/> Cell phone <input type="checkbox"/> Text
	<input type="checkbox"/> Asian		Best time to contact student
	<input type="checkbox"/> American Indian or Alaska Native		Are you Hispanic or Latino? <input type="checkbox"/> Yes <input type="checkbox"/> No
<input type="checkbox"/> Pacific Islander or Native Hawaiian			
<input type="checkbox"/> Black or African American			
Parent or guardian name		Please completely fill out the section below. Check the box indicating the best way to get a hold of the parent or guardian.	
Parent or guardian address (if different than student)		<input type="checkbox"/> Email	
City	State	ZIP	<input type="checkbox"/> Home phone <input type="checkbox"/> Work phone
			<input type="checkbox"/> Cell phone <input type="checkbox"/> Text



Services Offered

1. Job Exploration
2. Work-based Learning
3. Work Readiness
4. Self-Advocacy
5. Post-Secondary Counseling



*click [here](#) for the video



Job Exploration

- Learn about work
- Learn work skills
- Choose what you like and don't like about jobs




Work-based Learning

- Go to different work sites
- Try it yourself
- Explore different jobs in your town



Workplace Readiness


- Taking care of yourself
- Working with other people
- Prepare for a job





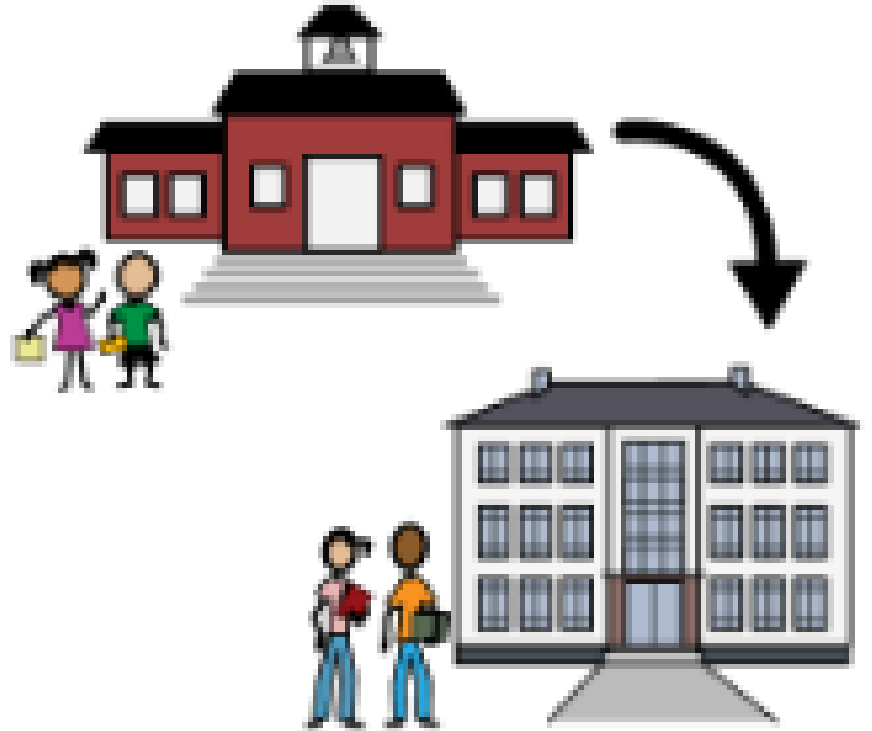
Self-Advocacy

- Ask for help
- Tell somebody what you think
- Making your own choices



Post-Secondary Counseling

- Explore next steps after school
- Continue learning after school is over
- Services for adults with disabilities



Questions...

- What happens after I turn in the form?
 - Wait to hear from your Pre-ETS counselor
- How do I connect with my Pre-ETS counselor?
 - They will use your contact information
- What will my counselor do for me?
 - Your counselor will support area of need for pre-employment
- What's the role of families with Pre-ETS?
 - Meeting with the Pre-ETS counselor one to five times
- When should I start Pre-ETS?
 - Before your referral to Vocational Rehabilitation (optional!)