

2026 POST-SCHOOL OUTCOMES COLLECTION WEBINAR

Shava Feinstein, ODE

Cindy Post, University of Oregon

May 14, 2026

Agenda

- **Overview of Post-School Outcomes (PSO) Collection**
- **Accessing the PSO Application**
- **Oregon's 2026 Targets for PSO Collection**
- **Ensuring Accuracy in Data Entry Responses**
- **Updates and Changes to the PSO Application**
- **Available Resources with Links**

OREGON TRANSITION EDUCATION



Transition
Resources



Post-School
Outcomes



Diploma
Options



Events



Oregon
Statewide
Transition
Conference



About Us

Oregon Transition Education Website

- ✓ *Provide high-quality resources to assist educators in Oregon to improve student learning and outcomes*
- ✓ Resources with essential guidance
- ✓ Support for effective secondary transition planning
- ✓ Transition Events to increase knowledge

<https://transitionoregon.org/>

Federal reporting requirement used to measure how well states fulfil the purpose of IDEA:

To ensure that all children with disabilities have available to them a free appropriate public education that emphasizes special education and related services designed to meet their unique needs and *prepare them for further education, employment, and independent living.*

Why We Collect Post-School Outcomes Data

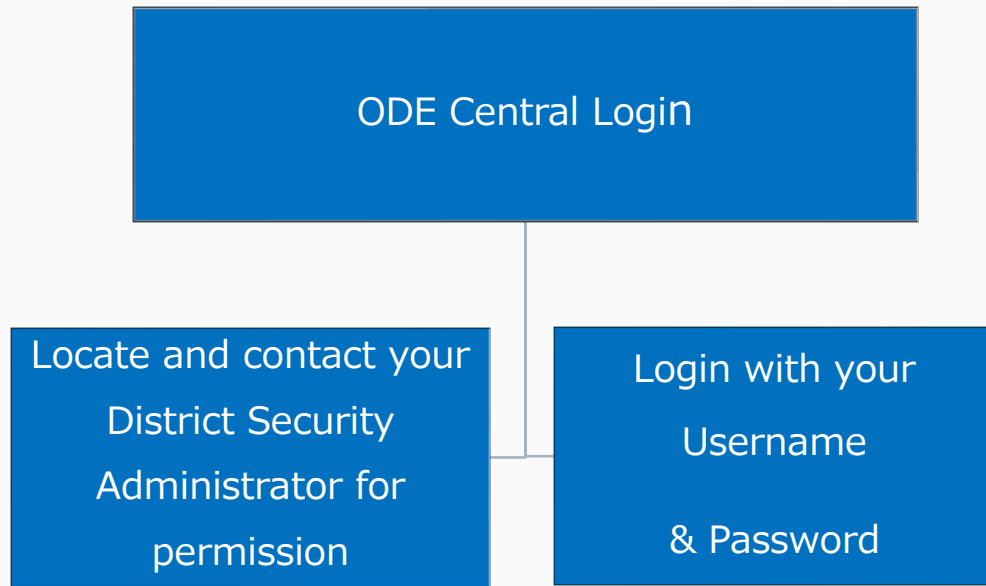
Exit Interview



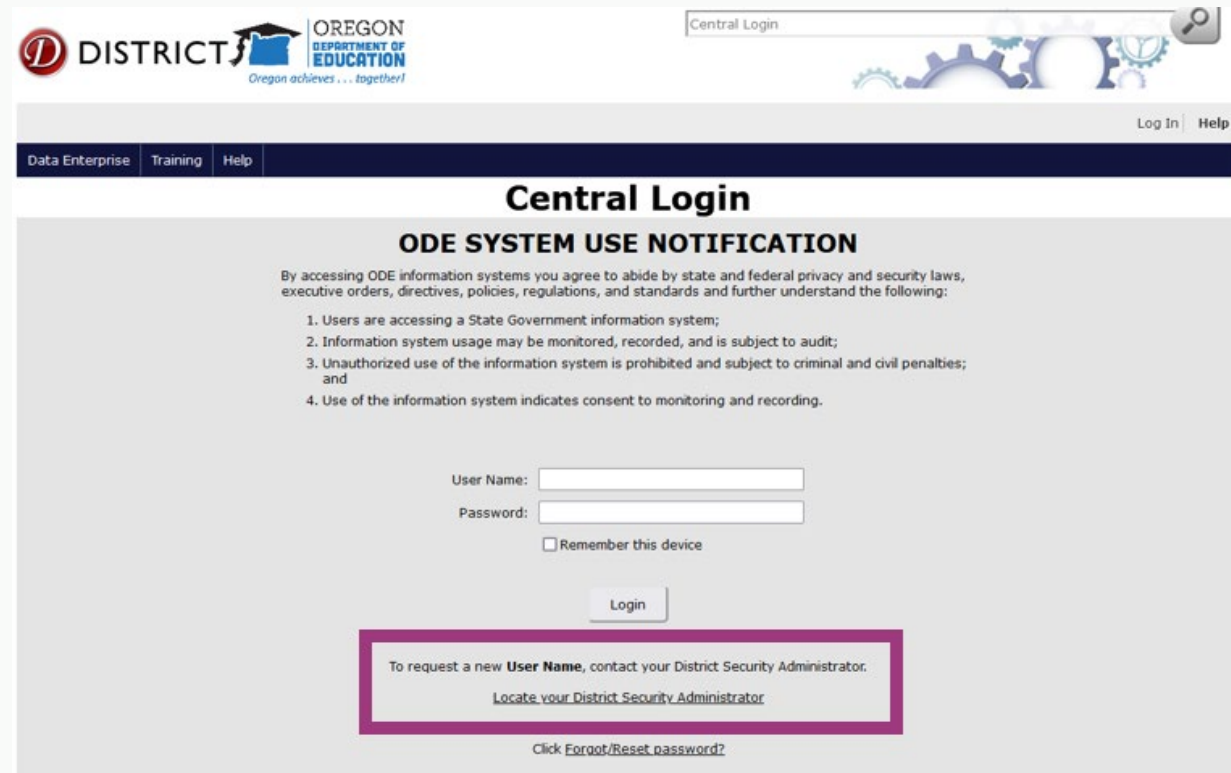
1 Year Follow-Up Interview



PSO Data Collection:
Exit and Follow-Up Interviews



Accessing the PSO App Resource:
https://transitionoregon.org/wp-content/uploads/2025/10/Accessing-the-PSO-App-CAP_rev.1.15.26_Final_DRAFT.pdf



PSO Application Central Login



Hello,

Data Enterprise

Training

Help

Applications

You have been granted access to the items displayed in this list. To access an application, select it from the list.



- [Special Ed Post School Outcomes 2.0 - Oregon Department of Education](#)

Edit Profile

PSO Application Access





- **Optional, but critical for getting contact information for current students.**
- **Opportunity to tell student and family about the PSO Follow-Up Interview.**
- **Collection open year-round.**
- **Signed Agreement to Participate required from parent or adult student for the Exit Interview.**
- **Enter names, contact information and interview data for students expected to exit.**
- **Step-by-Step Guide for the Exit Interview and Input into the PSO App:**
<https://view.officeapps.live.com/op/view.aspx?src=https%3A%2F%2Ftransitionoregon.org%2Fwp-content%2Fuploads%2F2025%2F07%2FStep-by-Step-Guide-for-Exit-Interview-FINAL-rev.5.28.25.pptx&wdOrigin=BROWSELINK>

Exit Interview

Exit Interview Signed Agreement to Participate:

This is required to interview students in school.

https://transitionoregon.org/wp-content/uploads/2024/02/2024_Agreement-to-participate-Parent-English-Final-v2-2.18.22.pdf

Exit Interview:

https://transitionoregon.org/wp-content/uploads/2024/02/2024_Exit_Interview_N_5800-Fillable-PDF-Final

Agreement to Participate:

Parent/Guardian Permission for Students ages 17 and younger to Participate in Oregon's Post-School Outcomes Exit Interview



Dear Parent/Guardian

A year after your student leaves high school, someone from the school district would like to call them, or you, to learn what they have been doing since leaving high school. They will ask about your student's work and school experiences in a Follow-Up Interview. This data collection is done by all states and is known as the post-school outcomes collection, or PSO. To be able to contact your student, we would like to conduct an Exit Interview with them before they leave school. The purpose of this letter is to tell you about the PSO collection and request permission to conduct an Exit Interview with your student before they leave school.

The Exit Interview lets your student, and you, share (a) goals for the future, (b) any plans or hopes for additional schooling and employment, and (c) how the school prepared them for their future. If your student has not yet turned



Exit Interview

Students Who Receive
Special Education Services



Interviewer Instructions:

Exit Interviews can be conducted anytime throughout the school year. Sections A and C do not require a signed agreement to participate form if the school or district already has the information. Section B can only be filled out if the Student or Parent/Guardian signs the participation agreement.

Section A: Pre-Interview Summary Information

Exit Interview TIPS - PSO Postcards

Tell the student and family about the **Follow-Up Interview** – when, why, & how the information will help future students.

Two new resources:

- **Parent Brief and Student Flyers**

Student Flyers:

<https://transitionoregon.org/post-school-outcomes-focus/what-is-psy/#resource-4789>

Parent Brief:

https://transitionoregon.org/wp-content/uploads/2026/02/Parent-Brief-PSO.FINAL_2-26-26_Accessible.pdf

Postcards:

<https://transitionoregon.org/post-school-outcomes-focus/exit-interview/page/2/#resource-4178>

Exit Interview TIPS

HELP IMPROVE TRANSITION SERVICES

About one year after your student leaves high school, you may receive a call asking you to participate in a short interview. It asks about what students have done since leaving high school – like have they worked, gone to school, or had job training?

WHEN YOU RESPOND, YOU HELP:

- ✓ Schools understand what students need after high school.
- ✓ Improve transition planning and services.
- ✓ Strengthen job and education opportunities.
- ✓ Make sure students with disabilities are supported beyond graduation.



WHO WILL BE CONTACTED

- ✓ Young adults who had an IEP in their last year of school.
- ✓ Families may answer if the student prefers support or cannot be reached.
- ✓ **Participation is always voluntary.**



THE INTERVIEW ASKS:

- ✓ Has your student worked?
- ✓ Has your student gone to college, or been in a job training program?
- ✓ What does your student do for fun?

INFORMATION IS PRIVATE

- ✓ Answers are combined with others.
- ✓ Neither you nor your student will be identified.

PLEASE RESPOND IF YOU ARE CONTACTED

- ✓ It only takes a few minutes – and it helps improve outcomes for future students.

FOR MORE INFORMATION

- ✓ Contact your student's former high school, or
- ✓ Contact Shava Feinstein at the Oregon Department of Education | shava.feinstein@ode.oregon.edu.



Your Story is Important!

✓ Fast

- Takes About 10 minutes

✓ Easy

- Asks: are you going to school or working?
- Private: no one will share your name
- Voluntary: you can skip questions

Helps

- Other students like you
- Schools know what to keep or change

To Learn More Contact:

- Your former high school, or
- Shava Feinstein at the Oregon Department of Education | shava.feinstein@ode.org

Attention Seniors!

What will you be doing in one year?

- Next summer someone from school will call you.
- They will ask:
 - have you worked
 - attended school or a training program since leaving high school?

Please Take the Call!



Student created artwork

HELLO SENIORS!

Tell us about the **BRIDGES** you have taken since leaving high school!

Next summer someone from your school will call you. WE WANT TO KNOW WHAT YOU'VE BEEN UP TO!

Student created artwork

YOUR STORY IS IMPORTANT!

FAST

- Takes about 10 minutes

EASY

- Asks: Are you going to school or working?
- Private: no one will share your name
- Voluntary: you can skip questions

HELPS

- Other students like you
- Schools know what to keep or change

PLEASE TAKE THE CALL!

To Learn More Contact:

- Your former high school, or
- Shava Feinstein at the Oregon Dept. of Education | shava.feinstein@ode.oregon.edu



New Resources for PARENTS & STUDENTS

<https://transitionoregon.org/post-school-outcomes-focus/what-is-psy/>



needs your help!

- We want to learn from former students how we can improve high school transition services.
- You will receive a phone call that asks questions about what you have been doing since you left school.
- Answering questions takes about 10 minutes.
- Teachers will use answers from students like you to learn what they can do to help other youth get jobs and go to school after high school.
- To make sure you have a chance to answer the questions, please call to help the district find you or a family member who can help with this information.
- We want to hear from you, what you tell us is very important. It's easy and totally confidential.

Questions, contact your district/school or:
Charlotte Alverson at calverso@uoregon.edu or
Shava Feinstein, Shava.Feinstein@ode.oregon.gov

- Ask the student to address the postcard to themselves
 - Mail the postcard a few weeks before calling the former student for the Follow-Up Interview
- At the Exit Interview, ask the student to identify one person they would like to talk to for the Follow-Up Interview. Record that person's name along with the student's contact information in the Exit Interview.

Exit Interview TIPS

School	Progress	Not Started	Started	Completed	Total
City High School (7201)		0	1	0	1

- Click on the *School's name* to view students

SSID	Name	Agreement to Participate	Status
2342342	xTEST, xJon	<input checked="" type="checkbox"/> Yes	Started

- Click *Add Student* (Exit interview ONLY)
- Click on *student name* to complete the Exit Interview.

Exit Interview Input into the PSO App



1 Year Follow-Up Interview



This year's PSO Follow Up Interview collection opens June 4, 2026 and closes September 28, 2026.

Districts must conduct Follow-Up Interviews, even if the student or family refused to participate in the Exit Interview.

Follow-Up Interview – a Signed *Agreement to Participate* is not required to interview students out of school; agreement is implied when the student or family member answers the questions.

2026 PSO Follow-Up Interview

Mandatory Data Collection

All leavers who exited IDEA services during the **2024-25** school year

- Graduated, dropped out, aged-out, were expected to return but didn't
- Must be out of school for 365 days
- List of students eligible for the Follow-Up Interview is provided in the PSO 2.0 App
- Encourage districts to check the student list in the PSO 2.0 App through May 31

PSO application and data entry work best when used with real time and live interviews.

2026 PSO Follow-Up Interview



Download guide for navigating the app and the interview script with list of local resources for young adults from the OTE Website



Print call logs (individually or in a batch)



Send PSO postcard informing student/family of interview or distribute Parent/Student flyers



Assign calls to someone who is familiar with the student(s) or to the person the student requested to talk to in the Exit Int. and make sure this person has access to the PSO application



Complete interview with student/family member; online data entry is preferred for doing this.



Paper copies should only be used when the application is unavailable.

2026 PSO Follow-Up Data Collection Process

Why Does It Matter: *How to Navigate the ODE PSO 2.0 Application for the PSO Follow-Up Interview Collection – 2026*

Step by Step Guide for the process of collecting the Follow-Up Interview



Guide for Navigating the PSO 2.0 Application



Data Collection Targets:

Attempt to contact: 100% of students on the student list

Completed interviews: 85% of students on the student list

Outcome Targets for SY2024-25 (FFY25):

Measure A: 36% (~ 1834 students)*

Measure B: 60% (~ 3056 students)*

Measure C: 78% (~ 3973 students)*

*estimated number of former students for each measure is based on 5,094 total leavers in SY2024-2025.

2026 Data Collection

Multiple Attempts on Multiple Days at Multiple Times

Students employed or enrolled in postsecondary education may not be available during normal working hours

Interviewers may need to call in the evenings or on weekends

Confidentiality is required!

All information obtained during student interviews must be kept confidential by the district and interviewers.

Reaching Students

B.

Are you (student, family, or other contact) willing to answer a few questions about your education, jobs, and life in general following High School?



*Required

Yes

No

Did not talk to anyone

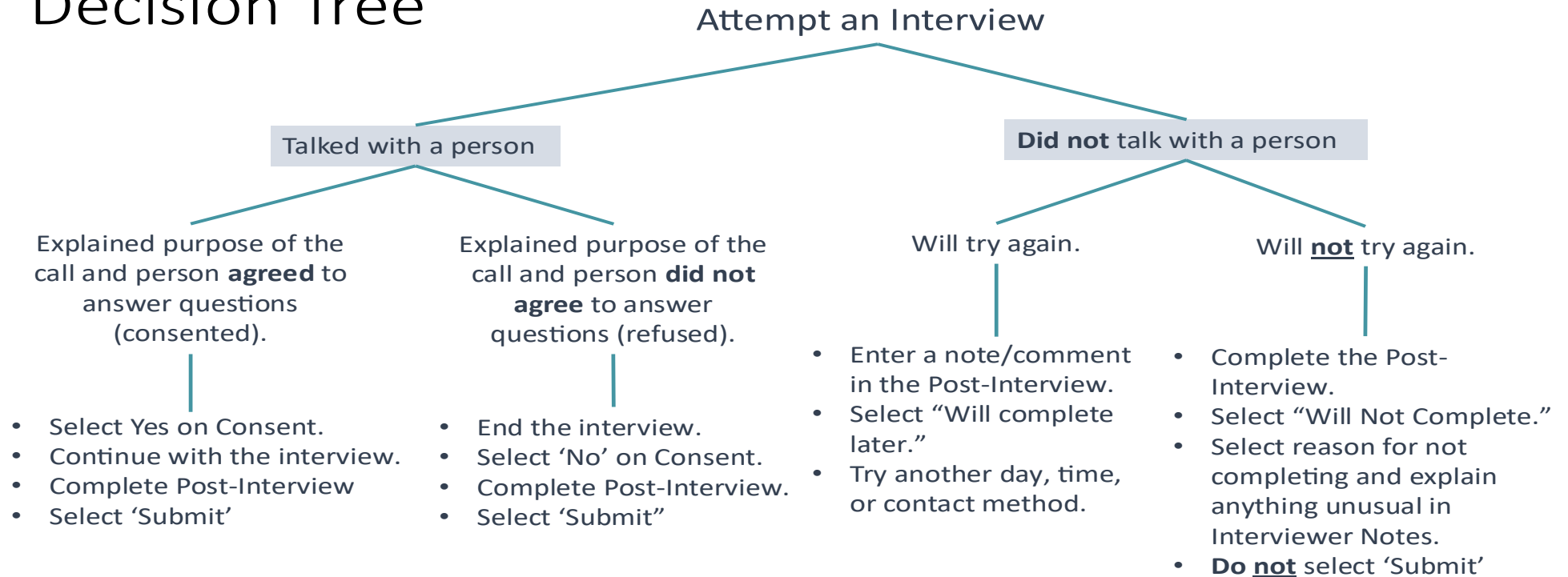


Clear Response

Response Category Option

Written consent is not required for the Follow-Up Interview.

Step 5: Follow-Up Interview Tips Decision Tree



Consent

Example:

The person hears the introduction to the interview (purpose, who's calling, and how the information will be used) and says, "Not interested", "No thank you", "I'm not willing..."

Non-Examples:

- Left a voice mail
- Sent a text message – received no response
- Could not leave a message
- Talked to mom, but she would not give form student's contact information
- Started answering questions and then had to end the conversation before completing the interview.
- They hear the introduction and say, "Call back later."

Examples and Non-Examples of Refusals

Post-School Status of Students Who Received Special Education Services



Follow-Up Telephone Survey



Script for Telephone Interview

The Call Log posted on the PSO App 2.0 district site includes all contact information that was gathered from the exit interview contact form, or other available source.

- **IF someone answers and student is at least 18 years old, say:**
Hello. This is (first name). May I please speak with (student's name)?
- **IF former student (18 years or older) answers, say:**
Hi (student's name). I am calling on behalf of (school/district). We are interested in learning what former students have done since they left school. I'd like to ask you a few questions that will help us make our school programs better. This should only take about 10 minutes, and your name will not be used. You can choose not to answer any question and stop at any time. Would you be willing to answer a few questions?

IF yes, say:
Thank you. [Go to Questionnaire.....]
- **IF student is under 18 years of age, say:**
Are you (student's name) parent or guardian?

IF yes, say:
Hi, I am calling on behalf of (school/district). We are interested in learning what former students are doing since they left school. I'd like to ask you or (student's name) a

<https://transitionoregon.org/wp-content/uploads/2024/02/PSO-Follow-Up-Telephone-Script-rev1.3.24.pdf>

PSO Follow-Up Telephone Interview Script

Featured PSO Resources

SAVE-THE-DATES


Individual registration links may be found by clicking the title of the training under **EVENTS** (found in the banner above).

Mini-Training Series

This Mini-Training Series of videos features short, frequently asked questions regarding the Post-School Outcomes process.

Open Mic

- Ask Questions
- Discuss any problems
- Listen from others what works



Save the Dates

Date/Time of Live Events Title	Audience	Objective	Mode
May 15, 2026 New Users: The Miniseries	<ul style="list-style-type: none"> • Interviewers • Staff entering data in the App 	To provide short, 10 minutes or less videos on a variety of PSO topics	Recorded only Posted on www.Transitionoregon.org
May 19, @ 3:15 – 4:15 pm What was that?: Interviewer Tips and Tricks	<ul style="list-style-type: none"> • Individuals conducting Follow-Up Interviews 	To provide practice in tips and tricks for Follow-Up Interviews	Live-Virtual Registration required: https://uoregon.zoom.us/meeting/register/tXGk5heeSw6uPwCbYy0A
May 26, 2026 @ 3:00 – 3:45 pm Must Knows for PSO Data Entry	<ul style="list-style-type: none"> • Individuals who only enter data into the PSO App and are not conducting interviews 	To provide the critical ‘must know’ processes for those	Live-Virtual Registration required: https://uoregon.zoom.us/meeting/register/6BIXQ3J_S0aY4BO9qUx5kg
June 2, @ 3:00 – 4:00 pm September 3, @ 3:00 – 4:00 pm Open Mic: Q & A Drop-Ins	Anyone affiliated with PSO can “drop-in” to have their questions answered	To respond to questions from the field regarding post-school outcomes data collection, entry, or use.	Live-Virtual Go to transitionoregon.org for more information



- **Districts can access PSO data through the SPR&I system**
- **Student List Review available now on the PSO App 2.0**
- **Opens first Thursday in June – 6/4/26**
- **Closes last Monday in September – 9/28/26**
- **Conduct Exit Interviews anytime**

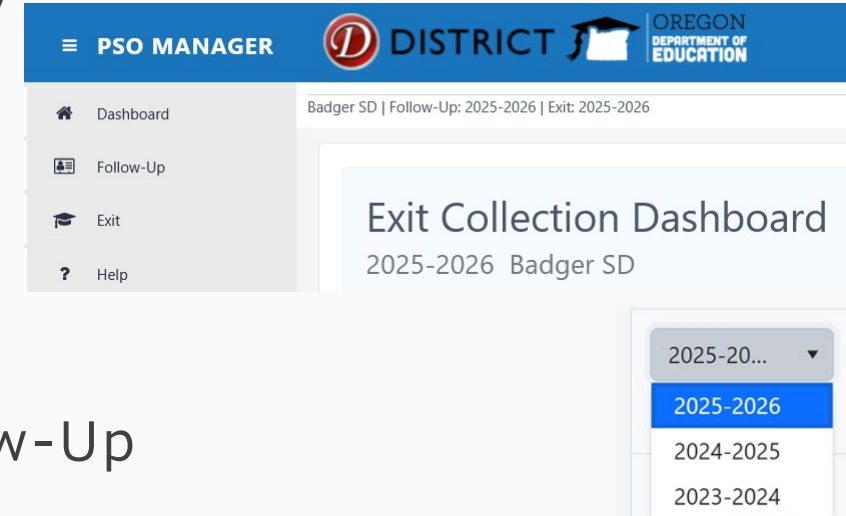
Announcements and Upcoming Events

Follow-Up Interview Content Update

- Removed wording of *No Further Action* –
It has no effect on data collection or entry

Application Reminders:

- Make sure the drop-down date is correct for input on Exit Interviews.
- Districts cannot add students to the Follow-Up Student List. Contact ODE Data Team at ode.oss-datateam@ode.state.or.us for any additions/deletions



2026 PSO Updates and Reminders

- **Accessing the PSO App:** https://transitionoregon.org/wp-content/uploads/2025/10/Accessing-the-PSO-App-CAP_rev.1.15.26_Final_DRAFT.pdf
- **Step-by-Step Guide for the Exit Interview and Input into the PSO App:** <https://view.officeapps.live.com/op/view.aspx?src=https%3A%2F%2Ftransitionoregon.org%2Fwp-content%2Fuploads%2F2025%2F07%2FStep-by-Step-Guide-for-Exit-Interview-FINAL-rev.5.28.25.pptx&wdOrigin=BROWSELINK>
- **Student Flyer:** <https://transitionoregon.org/post-school-outcomes-focus/what-is-psy/#resource-4789>
- **Parent Brief:** https://transitionoregon.org/wp-content/uploads/2026/02/Parent-Brief-PSO.FINAL_.2-26-26_Accessible.pdf
- **PSO Postcards:** <https://transitionoregon.org/post-school-outcomes-focus/exit-interview/page/2/#resource-4178>
- **Exit Interview Signed Agreement to Participate:** https://transitionoregon.org/wp-content/uploads/2024/02/2024_Agreement-to-participate-Parent-English-Final-v2-2.18.22.pdf
- **Exit Interview:** https://transitionoregon.org/wp-content/uploads/2024/02/2024_Exit_Interview_N_5800-Fillable-PDF-Finalv2-2.15.22-rev-2.15.24.pdf
- **Why Does it Matter: How to Navigate the ODE PSO App: (Decision Tree found on Slide 26)** https://transitionoregon.org/wp-content/uploads/2025/10/2026-Why-Does-it-Matter_Step-by-Step-Guide-for-Follow-Up-in-PSO-FINAL-Copy-rev-4.21.26Accessible-JFB.pdf
- **Script for Telephone Interview:** <https://transitionoregon.org/wp-content/uploads/2024/02/PSO-Follow-Up-Telephone-Script-rev1.3.24.pdf>
- **ODE Data Team:** ode.oss-datateam@ode.state.or.us
- **Featured PSO Resources:** <https://transitionoregon.org/post-school-outcomes/>

RESOURCE LINKS:

OTE Website: <https://transitionoregon.org/>

* **Data Owner Contact:**

Shava Feinstein

Shava.Feinstein@ode.oregon.gov

* **Data Support Contact:**

* ODE Data Team

* ode.oss-datateam@ode.state.or.us

PSO Support Team:

psu@uoregon.edu

Charlotte Alverson
calverso@uoregon.edu

Cindy Post
cpost3@uoregon.edu

Special Education Post-School Outcomes Data Collection Contacts

**THANK YOU
SO MUCH**

From

Oregon Department of
Education

and

University of Oregon PSO Team



QUESTIONS?